

Housing & Residence Life

Contact Information



Office: PE Clark Hall ground floor (M-F, 8AM-5PM)



HRL Support Center: Carter Tech Center (M/Th, 9AM-4PM)
(Housing staff will be available to answer questions at this location, starting the week of Feb 21.)



Phone: 817-257-7865



Email: housing@tcu.edu



Website: www.housing.tcu.edu

Current Student Housing Application



Log into my.tcu.edu



Click on Student Services



Click on Housing Portal



Select Housing/Dining Application



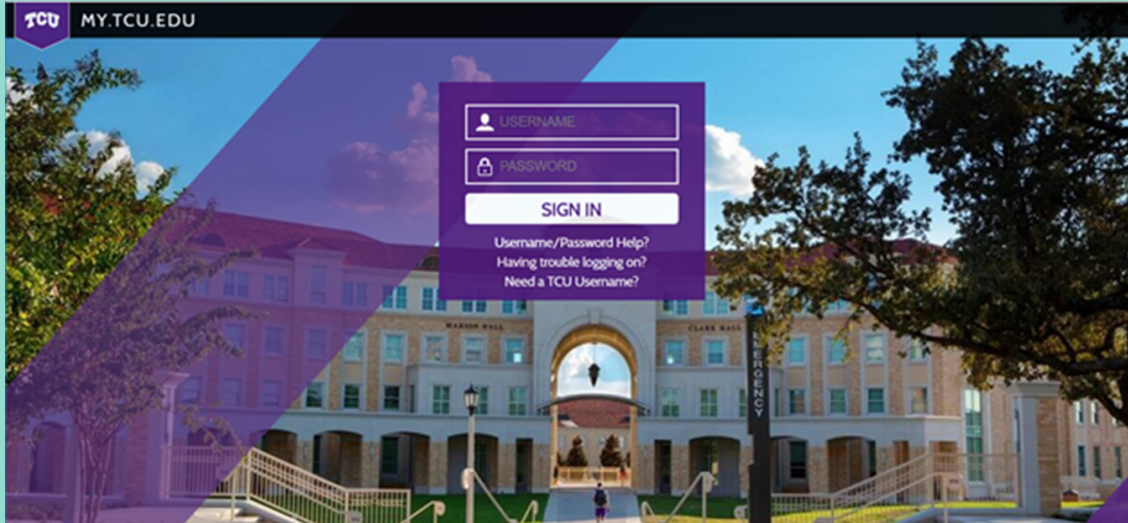
Housing/Dining Application Process

- ☐ Term Selector
- ☐ Contact Information
- ☐ Housing License
- ☐ Housing Survey
- ☐ Hall Preferences
- ☐ Meal Plan Selection
- ☐ Laundry Service
- ☐ Submit Application
- ☐ Housing & Meal Plan Summary
(This page will only appear once you have an assignment.)



For a step-by-step
tutorial of the
application, please
visit our [website](#).

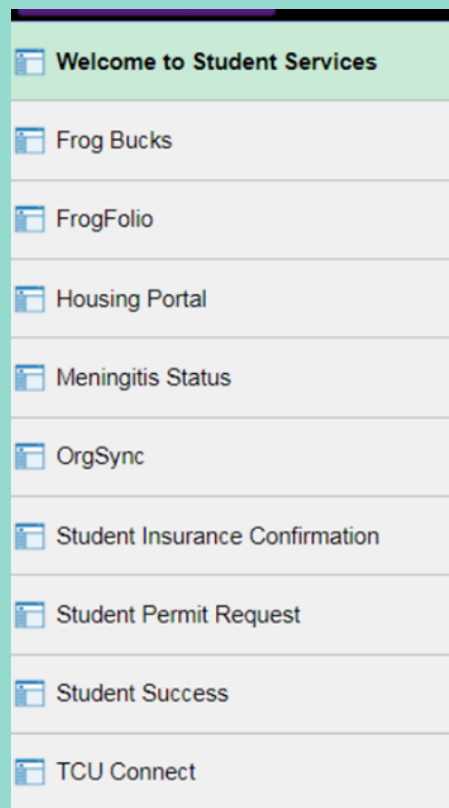
Log into my.tcu.edu



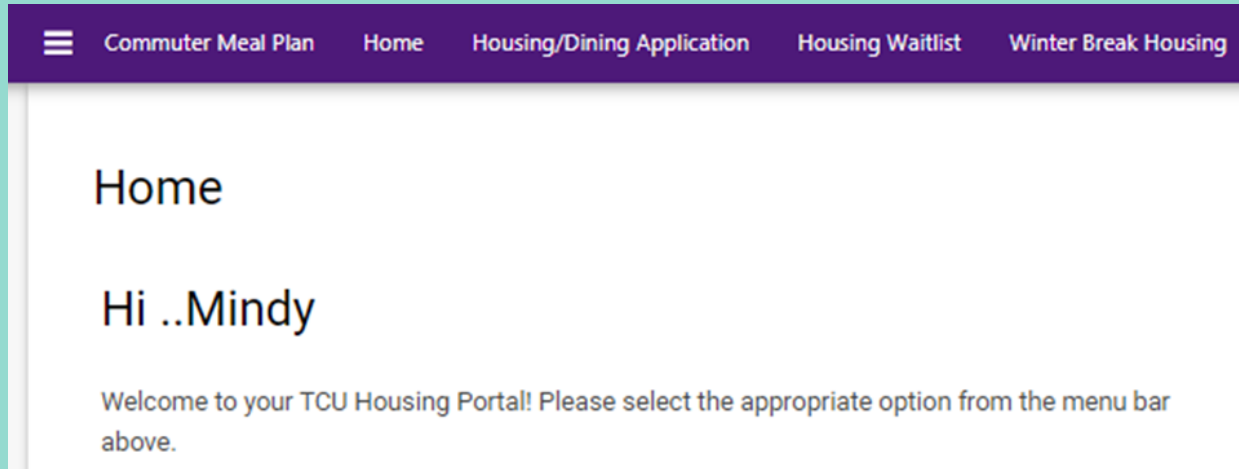
Click on Student Services



Click on Housing Portal



Click on Housing/Dining Application



Select the correct term

Term Selector

Select the term below that you are applying for. (Ex: Academic Year 2022-2023 is for Fall 2022 and Spring 2023)

Upper-Class Dates

The Fall 2022-Spring 2023 Housing/Dining Application will be available until 8:00am on Friday, March 4.

Academic Year 2022-2023

CONTINUE

Verify your contact information

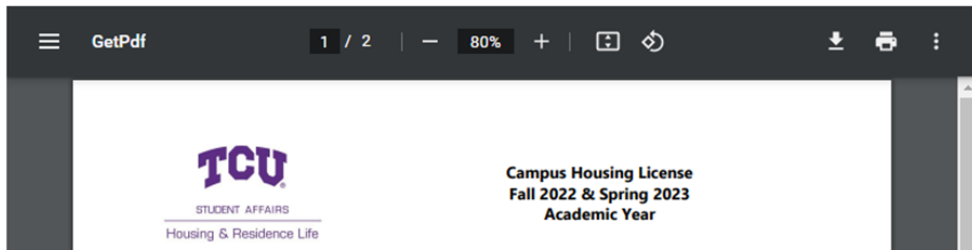
Contact Information

Please verify your information below. Then, click "Save & Continue" at the bottom. If you need to make any changes, please go to my.tcu.edu.

Read & sign the academic year Campus Housing License

Housing License

Read the academic year housing license below and scroll to the bottom of the page for further instructions.



Enter your TCU ID# below to sign your housing license. Then, click "Save & Continue".

SAVE & CONTINUE

Complete the Housing Survey

Housing Survey

Students, please answer each question honestly and then click "Save & Continue" at the bottom.

Smoking

I smoke cigarettes:

TCU is a tobacco/smoke/vape-free campus.

Never

Drinking

I drink alcohol:

Never

Bedtime

I go to bed at:

10:00 PM

Wake Time

I wake up at:

6:00 AM

Cleanliness

I clean my room:

Never

Visitors

I have visitors in my room:

Yearly

T-Shirt Size

My T-Shirt Size is:

Large

Select at least 3 hall preferences

Please add at least 3 hall preferences. Hall preferences do not determine what you will see during the Room Selection process. It is for internal use only if our staff finalizes your assignment after Room Selection.

If you anticipate living in your fraternity/sorority chapter facility, please select "Worth Hills Village (Greek Housing)" as your first hall preference and any other halls as your second and third. The Fraternity/Sorority Life staff will assign you into your designated space.

If you will be an RA, please select any three hall preferences and the housing staff will assign you into your designated RA space.

Hall Options

Sophomore Options:

Commons

GrandMarc Apartments

Milton Daniel (Honors)

Tom Brown/Pete Wright Apartments

Worth Hills

Worth Hills Village (Greek Housing)

Junior/Senior Options:

Commons

GrandMarc Apartments

Liberty Lofts Apartments

Milton Daniel (Honors)

Sandage/McCart Apartments

Tom Brown/Pete Wright Apartments

Village East Apartments

Worth Hills

Worth Hills Village (Greek Housing)

Meal Plan Selection

Residential students may change their meal plan here until the 12th class day.

If you live off-campus or at home, please log out of this application and go to the Commuter Meal Plan application, which will open on June 1. Please email housing@tcu.edu with your name, TCU ID# and request to cancel your Housing/Dining Application.

If you will be an RA, Cultural Connector, or Lead Desk Assistant in the fall - please do not change your meal plan here. Email housing@tcu.edu with your name, TCU ID#, and meal plan selection.

Fall 2022:

(Please Select Meal Plan)  

Fall 2022 meal plans must be finalized by the 12th class day, which is Wednesday, September 7, 2022.

SAVE & CONTINUE

Meal Plan Information

Ultimate Flex 19

- ▶ \$2,925 per semester
- ▶ \$300 Campus Cash
- ▶ \$100 Frog Bucks
- ▶ A swipe at Market Square is all you care to eat. A swipe at any other dining location covers \$7.50. Anything above that amount must be paid for using Campus Cash, Frog Bucks, credit card, or cash.
- ▶ Required for all First-Year students
- ▶ Available to Sophomores, Juniors, Seniors, and off-campus/commuter students

Flex 12

- ▶ \$2,650 per semester
- ▶ \$250 Campus Cash
- ▶ \$100 Frog Bucks
- ▶ A swipe at Market Square is all you care to eat. A swipe at any other dining location covers \$7.50. Anything above that amount must be paid for using Campus Cash, Frog Bucks, credit card, or cash.
- ▶ Available to Sophomores, Juniors, Seniors, and off-campus/commuter students

Flex 7

- ▶ \$2,365 per semester
- ▶ \$700 Campus Cash
- ▶ \$100 Frog Bucks
- ▶ A swipe at Market Square is all you care to eat. A swipe at any other dining location covers \$7.50. Anything above that amount must be paid for using Campus Cash, Frog Bucks, credit card, or cash.
- ▶ Available to Sophomores, Juniors, Seniors, and off-campus/commuter students

Limited 50

- ▶ \$1,050 per semester
- ▶ \$350 Campus Cash
- ▶ \$100 Frog Bucks
- ▶ **Swipes can be used at Market Square only.**
- ▶ Available to apartment residents, FSL Officer floor residents, and off-campus/commuter students

Select a laundry plan (or opt out)

Laundry

TCU partners with Tide University Laundry to offer you this optional wash 'n fold service. **Selecting a laundry plan is not required; however, to opt out, please select "None" in the dropdown menu.** Use of washers and dryers located in each residence hall is available to all residents and is included in your room rate. All students can use dry-cleaning on a per-item/per-use basis regardless of whether you select a wash 'n fold laundry plan.

Tide University Laundry is TCU's wash 'n' fold service that promises 80 more hours per year to invest in better grades and campus activities. Students and faculty bring dirty laundry to attended service trucks parked outside of residence halls. Our staff separates by color, washes, dries, and folds your clothes into a tidy package for return to campus two days later. With the cleaning power and expertise of Tide, America's #1 brand for over 65 years, you can't get your clothes this clean on your own. Service runs August - May. To learn more, please visit the Tide University Laundry [website](#).

Payment for wash and fold service will be handled separately by Tide University Laundry, a Procter & Gamble Company.

If you have any questions, you must contact Tide University Laundry directly at (214)800-2860.

University Laundry

 ⓘ

SAVE & CONTINUE

Submit Application

You must click "Submit Application" to complete this process.

SUBMIT APPLICATION

Roommate Groups

You are not required to be in a Roommate Group! If you wish to participate in the Room Selection as an individual, please click "Save & Continue" below!

A Roommate Group must consist of 2, 3, 4, or 5 students of the same gender and everyone must have a completed Housing Application before the portal closes to validate your Roommate Group. Forming a Roommate Group does not guarantee being assigned together. The Group Leader is the student that creates the Roommate Group by clicking either the "Search for Roommates by Name", "Search for Roommate by Profiles" or "Suggest Roommates" below. The Group Leader can be changed among the group members once the group is formed. The Group Leader is responsible for picking housing for everyone in the group on Room Selection day.

If you wish to create a Roommate Group, please refer to the instructions below.

Option 1 - Search for Roommates by Name - This option is for students who know their preferred roommate(s) by name.

Option 2 - Search for Roommates by Profiles - This option is for students seeking a compatible roommate(s) based on similar responses to the survey questions.

Option 3 - Suggest Roommates - This option is for students seeking a compatible roommate(s). Students generally have about a 50%-60% match with their roommate.

It is your responsibility to monitor the status of your Roommate Group.

All Roommate Group information must be finalized before the portal closes.

Roommate Search By Name

Step 1 - Enter the information for your preferred roommate(s) and then click "Search". Please use the person's given first name and last name. The system will not recognize middle names or nicknames.

Step 2 - Once you locate your preferred roommate(s), click "Add to Group".

Step 3 - Your preferred roommate(s) will receive an email that invites them to join your Roommate Group.

Step 4 - Your preferred roommate(s) will need to log into their portal and either accept or decline this invitation.

If you cannot find your preferred roommate, please verify with them that their housing application is complete and you have entered the correct search criteria.

Name First:

Name Last:

☒ Uncheck this box to view students who are already in a four-person Roommate Group.

GO BACK

SEARCH

Search for Roommates by Profiles
Suggest Roommates

Roommate Search by Profiles

If you are in a Roommate Group, you are not eligible to use this function. Please click "Go Back" at the bottom of this page

To search for students with a specific answer to one (or more) of the profile questions below, please do the following:

Step 1 - Select the desired response for one (or more) of the profile questions below and hit "search". The more questions you select, the fewer options provided.

Step 2 - If you find someone you're interested in being in a Roommate Group with, you can select one of these actions: View Profile, Send Message or Add to Group.

Step 3 - When you're ready to form the Roommate Group, click on "Add to Group". That student will receive a message to log into thier housing portal and either accept or decline your invitation.

Step 4 - If no comptabile roommates are found, you may come back to this page and search again before the portal closes OR you may participate in the Room Selection process as an individual.

Suggest Roommate(s)

The list below is suggested potential roommate(s), based on compatible survey responses. Students generally have about a 50%-60% match with their roommate. We encourage you to message them to determine compatibility.

Step 1. If you find someone you're interested in being in a Roommate Group with, you can select one of these actions next to their name: View Profile, Send Message, or Add to Group.

Step 2: When you're ready to form the Roommate Group, click on "Add to Group" next to their name. That student will receive a message to log into their housing portal and either accept or decline your invitation.

Step 3. If no compatible roommates are found, you may come back to this page and search again before the portal closes OR you may participate in the Room Selection process as an individual.

[GO BACK](#)

[Search for Roommates by Name](#)
[Search for Roommates by Profiles](#)

Emma [REDACTED]

Age: 23

Email: [REDACTED]

80%
Match

[ADD TO GROUP](#)[SEND MESSAGE](#)[VIEW PROFILE](#)

..Missy [REDACTED]

Age: 22

Email: [REDACTED]

63%
Match

[ADD TO GROUP](#)[SEND MESSAGE](#)[VIEW PROFILE](#)